

2007
WINNEBAGO
View®

View





WEB  SMARTSPACE™

23H Olive Tree with Washed Maple

Powerful Elegance.

Go ahead, take a moment to enjoy the sleek interior styling of the View. Our SmartSpace™ design philosophy makes the most of interior space to maximize usability and comfort. You'll have plenty of places to store your gear in the wardrobe, cabinets and storage compartments throughout the motor home. The dinette is a great place for meals and conversation. Contoured seat cushions convert quickly into a bed. Now, fire up the Mercedes-Benz® five-cylinder, turbo-diesel engine and feel the 2.7 liters of German-engineered performance work seamlessly with the five-speed automatic transmission. Experience motorhoming at a new level in the 2007 View with its impressive turning radius, four-wheel ABS, independent front suspension, and amazingly spacious and comfortable interior. And let's not forget the View gets an estimated 17 to 19 miles per gallon, so take that weekend jaunt or extended vacation and get away from it all. You'll never have a dull moment in the new 2007 View.

On the cover: 23H Gray with Sandstone/Parchment.



Bring Your Home on the Road.

The living area is easy to access from the cab, thanks to the large cab-to-coach opening coupled with the spacious overhead bunk that easily flips up and out of the way.

Not only does the contemporary sofa feel as good as it looks, it faces the 14-inch LCD TV and DVD player for prime viewing (23H only).

Step into the bathroom and you'll notice chrome fixtures; a stainless steel sink; and an innovative, easy-to-clean retractable shower door. The flexible showerhead and the skylight provide a spacious and easy showering experience under natural light. There's plenty of storage available in the medicine cabinet, the vanity cabinet and the wardrobe.

WEB Select a Key Feature

The **WEB** icon designates a Winnebago Industries Key Feature. For further in-depth information and photos, use the Search Window or click on the Key Features page at winnebagoind.com.



23H

The skylight creates an open and airy feel, and provides extra climate control with an easy-to-use vent handle, sliding screen and pleated shade.



23H

Overhead Bunk.

Gas struts lift the hinged bunk out of the way during the day. At night, the bunk provides a spacious and comfortable 49-inch x 75-inch sleeping space.



23J

Overhead Storage.

For more storage space, choose the available front overhead storage cabinet with accent rope lights (23B and 23J).



23J

SmartSpace.

The rear bed in the 23J not only creates a comfortable sleeping space, it flips up and reveals side-by-side storage compartments. The outside compartment even expands to accept large items. It's another example of our Smart Storage™ design philosophy, which maximizes access to usable storage space.



SMART STORAGE **WEB** 23J



Drawer Slides

23J

Distinctive Touches Throughout.

The View takes motor home styling in a bold new direction with clean lines, contemporary fabrics, available UltraLeather™ and satin nickel hardware guaranteed to impress. The elegant curves in the frameless cabinetry embody this contemporary look, as does the “punched” stainless steel refrigerator façade.

Make quick work of meal preparation and cleanup in a galley that features a large, round stainless steel sink; a three-burner range top; and a microwave/convection oven. Storage is plentiful and easily accessible. The solid-wood sink cover creates additional countertop space. The available water purification system provides filtered water to the galley faucet. For maximum comfort, the View provides thermostat-controlled cabin heating and air conditioning with an available heat pump that can provide warmth without using LP.

You'll also appreciate the privacy afforded by the day/night pleated shades.



23B



23B

Bunk Beds.

New for 2007, the 23B features bunk beds in the sleeping area. The bottom bunk flips up to expose the large pass-through storage below. Another example of our Smart Storage design philosophy.



TrueLevel.

Eliminate the guesswork when it comes to tank levels with our exclusive TrueLevel™ holding tank monitoring system. It incorporates detector cells that determine liquid levels from outside the tank. No probes mean no more corrosion or build-up, just accurate readings, time after time.

A Dash Built for You.

The contemporary look of the View extends to the dash, which has an available brushed aluminum appliqué for the instrument panel, shift panel and beverage tray.

The dash smartly positions everything you need while driving, including a clip to hold your map. When moving between the cab and living area, you'll appreciate the generous opening afforded by the cutaway cab design. Winnebago Industries is the only RV manufacturer approved by DaimlerChrysler® to use this Dodge® cutaway chassis design. Dual air bags are standard, and an available rearview monitor with one-way audio provides added peace of mind when backing or maneuvering.

Tow your favorite toys using the standard 3,500-pound hitch with 350-pound vertical tongue weight.

A handy remote lets you easily play your favorite music on the Clarion® dash radio/CD player. Choose the Sirius® Satellite System* and you can dial in crystal clear programming anywhere in the United States with a complimentary six-month subscription. Plus, with the flip of a switch, the radio runs off house batteries for easy operation when parked.

*Not available in Canada.



Comfy Seats.

Once behind the wheel, you'll immediately notice the comfort of adjustable driver and passenger seats. You can slide, recline and even adjust the lumbar support. The ignition key folds into the keyless door lock remote so it is always handy and won't poke a hole in your pocket.



Exterior Services Center.

The exterior service center houses water, drainage facilities and an available exterior wash station. Electrical center hookups also can be found here, including a power cord with the QuickPort® service connection hatch (not available on the 23J). This allows you to close the compartment door even when connected to hookups at the campground.




Sliding Storage.

An easy-to-use sliding exterior storage bin seals tightly to protect your things from dirt and moisture. It even includes a drain plug that makes cleaning easier.



Extension Ladder.

Our innovative ladder is mounted to the back wall with a folding design for quick use and storage.



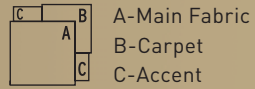
Olive Tree



Durango Denim



Stone Fence



Honey Cherry



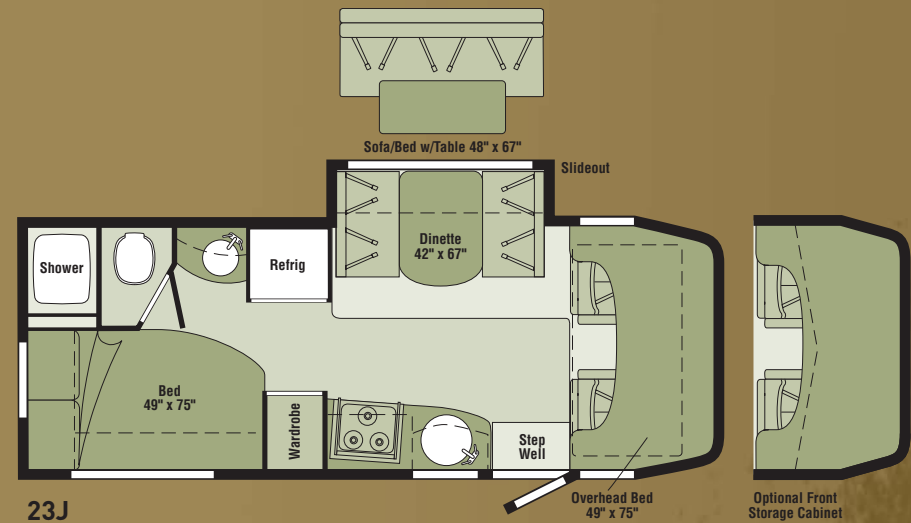
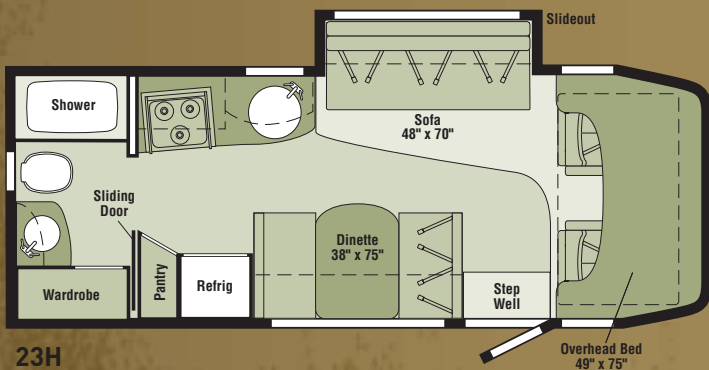
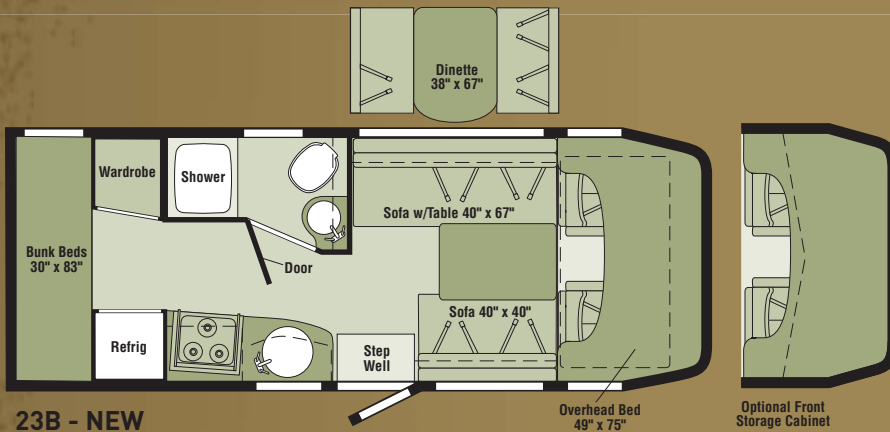
Washed Maple



Gray with Burgundy/Chamois/Brown



Gray with Sandstone/Parchment




Note: Dimensions shown are for sleeping space only and may vary due to styling differences. Dashed lines denote overhead storage areas.

WEIGHTS & MEASURES	23B NEW	23H	23J	
Length	23'5"	23'5"	23'5"	
Exterior Height¹	10'9"	10'9"	10'9"	
Exterior Width	7'6"	7'6"	7'6"	
Exterior Storage² (cu. ft.)	37.9	17.8	25.3	
Awning Length	10'	10'	10'	
Interior Height	6'8"	6'8"	6'8"	
Interior Width	7'3"	7'3"	7'3"	
Freshwater Capacity w/Heater³ (gal.)	33	34	34	
Holding Tank Capacity –Black/Gray³ (gal.)	30/32	33/32	31/38	
LP Capacity⁴ (gal.)	18	18	18	
Fuel Capacity (gal.)	26.4	26.4	26.4	
GCWR⁵ (lbs.)	13,700	13,700	13,700	
GVWR (lbs.)	10,200	10,200	10,200	
GAWR – Front (lbs.)	3,859	3,859	3,859	
GAWR – Rear (lbs.)	7,056	7,056	7,056	
Wheelbase	159"	159"	159"	
Standard - S	Optional - O	23B	23H	23J
AUTOMOTIVE/CHASSIS				
Chassis - Dodge® Sprinter 2.7L CDI 5-cylinder, turbo-diesel, 154-hp, automatic 5-speed transmission w/tip shift, 4-wheel ABS w/skid control, 150-amp. alternator, dual rear wheels, Trailer Hitch⁶ 3,500-lb. drawbar/350 lbs. maximum vertical tongue weight & 6-pin wiring connector, Wheelcovers 16" (4)				
Air Springs auxiliary rear				
CAB AREA & DRIVER CONVENIENCES				
Beverage Holders, Cab Seats (Fabric) armrest, adj. lumbar support, adjustable headrest, multi-adjustable slide/recline, Cruise Control, Curtain cab divider, Document Clip, Floor Mat one-piece carpet-filled, Power Door Locks w/remote control, driver/passenger/main entry, Power Cab Windows, Powerpoint 12-volt DC/cigarette lighter, Sunvisors, Temperature outside gauge, Trim Panels driver & passenger doors, Windshield Wipers intermittent				
Appliqué brushed aluminum, instrument panel, beverage tray & shift panel, Cab Seats UltraLeather™, Monitor System rearview w/single camera, 1-way audio				
ENTERTAINMENT				
Radio (Cab) AM/FM/stereo/CD player/remote/speakers (2) cab, (2) coach, (1) subwoofer, Clarion®, Radio Power Switch main/auxiliary battery, Satellite System Ready, TV Antenna (Amplified) interior jack, coax wiring, cable input				
DVD Player w/remote, Audiovox®, TV 14" LCD w/remote				
Stereo System Coach AM/FM stereo radio, alarm clock, CD/DVD player, input jack, TV 20" LCD w/remote				
Satellite Radio Receiver includes 6-month paid Sirius® subscription				
INTERIOR				
Bunk front overhead w/hinged 1-piece mattress, bunk ladder, privacy curtain, windows, storage trays, light, Ceiling fabric, Countertops laminate, Lights halogen, Lights ceiling, incandescent w/wall switches, Light stepwell, Mini Blinds (galley & bath), Skylight w/bar/handle, sliding screen, sliding pleated shade, Shades day/night pleated (lounge & dinette), 12-volt DC Powerpoint, Windows tinted				
Cabinet front overhead storage, accent lights				
FURNITURE				
Dinette w/interior & exterior access to storage below front seat				
Dinette w/interior access to storage below both seats				
Dinette				

- The height of each model is measured to the top of the tallest standard feature and is based on the curb weight of a typically equipped unit. The actual height of your vehicle may vary by several inches depending on chassis or equipment variations. Please check with your dealer for further information.
- The load capacity of your motor home is designated by weight, not by volume, so you cannot necessarily use all available space when loading your motor home.
- Capacities are based on measurements prior to tank installation. Slight capacity variations can result due to installation applications.
- Capacities shown are tank manufacturer's listed water capacity (W.C.). Actual filled LP capacity is 80% of listing due to overfilling prevention device on tank.

Standard - S	Optional - O	23B	23H	23J
Sofa w/access to storage below, throw pillow				
Sofa w/table				
GALLEY				
Faucet dual-control, Microwave/Convection Oven, Range Top 3-burner, drawer below (NA 23B), Range Hood vented w/light & fan, Receptacle duplex, Refrigerator/Freezer large double-door (single-door 23B), Norcold®, Sink single-bowl, stainless steel, round w/wood sink cover				
Pantry				
Water Purification System				
BATH				
Cabinet lavatory, Cabinet medicine w/mirrored door (NA 23B), Faucet lavatory dual-control, Faucet (Shower) dual-control w/flexible showerhead, Light shower, Roof Vent powered, Shower Door retractable, Sink round, stainless steel, Skylight				
Roof Vent powered ventilator fan				
BEDROOM				
Bed angle-split mattress, pillows, pillow shams, interior & exterior access to storage below, Lights reading, Privacy Curtain, Shades day/night, pleated				
Bunk Beds (2) w/mattresses, privacy curtains, storage pockets				
EXTERIOR				
Awning Rail w/rain gutter, Bumpers front w/step grooves & rear, Door entrance w/separate screen door, deadbolt lock, remote keyless entry, Entrance Door Steps double-electric w/door-jamb switch, Ladder hinged folding extension, Light porch w/interior switch, Mirrors electric remote w/defrost, folding extended arms, Mudflaps front & rear, Pullout Storage Drawer w/sealed lid, Receptacle AC duplex, Sidewall Skin 1-piece high-gloss, smooth fiberglass, Storage Compartments w/bottom trunk liner				
Awning patio, box-style				
Awning patio, manual-style				
SYSTEMS				
HEATING/AC- Automotive Heater/Air Conditioner blend air system, Air Conditioner (Roof) 13,500 BTU, ceiling-ducted w/wall thermostat, Furnace 25,000 BTU, (23H & 23J ducted in floor, 23B ducted above floor)				
AC Heat Pump				
ELECTRICAL- Auxiliary Start Circuit, Batteries (Coach) (2) Group 24 deep-cycle, Battery (Coach) disconnect system, Battery Charge Control automatic dual, Electrical Distribution System AC breaker panel, DC automotive-style fuses, 45-amp. converter/charger, Generator Prep Kit, Monitor Panel battery condition gauge, generator hourmeter gauge, generator start/stop switch, holding tank levels, LP tank level, water heater lights, water heater switch, water pump switch, water tank level, Power Cord 30-amp., Service Center (Electrical) cable input, power cord, portable satellite dish hookup, QuickPort® service connection hatch (NA 23J)				
Generator 3,600-watt Onan® MicroQuiet™, LP				
PLUMBING - Drain water tank, 1", Service Compartment (Drainage/Water) city water hookup/tank diverter fill, drainage valves, 10' sewer hose, Tank LP, permanent mount w/gauge, TrueLevel™ Holding Tank Monitoring System, Water Heater 6-gallon electronic ignition, LP gas, Water System Winterization Package water heater bypass valve & siphon tube, Water Pump demand				
Drainage System heated, electric, Exterior Wash Station w/lighted pump switch, Water Heater 6-gallon electronic ignition, 120 VAC/LP				
SAFETY				
Airbags driver & passenger, Assist Bar interior, Detectors/Alarms LP leak, smoke, carbon monoxide, Fire Extinguisher 10 BC, Ground Fault Interrupter, Lamps daytime running, fog, Lights high-mount brakelamp, Seat Belts cab, 3-point, adjustable, Seat Belts lap (in selected areas), Window escape				
Child-Seat Tether Anchor				
WARRANTY⁶				
12-month/15,000-mile basic warranty⁷; 36-month/36,000-mile limited warranty on structure⁷; 10-year limited parts & labor warranty on roof skin⁷				

- Actual towing capacity is dependent on your particular loading and towing circumstances, which includes the GVWR, GAWR and GCWR, as well as adequate trailer brakes. Please refer to the Operator's Manual of your vehicle for further towing information.
- See separate chassis warranty.
- See your dealer for complete warranty information.
- Not all items available in combination. See dealer for details. NA - Not Available.
- Winnebago Industries® continuing program of product improvement makes specifications, equipment, model availability and prices subject to change without notice. Comparisons to other motor homes are based on the most recent information available at printing.



SUPERSTRUCTURE® is the term given to Winnebago Industries' structural motor home design and construction. Rather than a single component, it is the culmination of design integration that incorporates steel and aluminum substructures; welded tubular aluminum floor supports; interlocking joint technology; and Thermo-Panel® floor, roof and sidewalls to form a high-strength, durable vehicle body.

Thermo-Panel manufacturing combines a durable fiberglass exterior panel with welded aluminum support substructures. The substructures are embedded in a high-density, block-foam insulation core to create a strong, durable, yet lightweight sidewall. Just another Winnebago Industries' invention.

- A** Interlocking joint construction utilizes advanced extruded aluminum structural components to create integrated floor-to-sidewall and sidewall-to-roof joints. This design effectively distributes the weight of the walls and roof, making a stronger and more durable body than competitor designs that rely on screws to carry the weight.
- B** The foundation substructure assembly is precision-aligned to maximize strength and cross-coach support as well as durability.
- C** Tubular aluminum floor supports provide a stable base for the floor structure and storage compartments.
- D** Critical steel components are treated using an advanced electrodeposition coating process that provides superior corrosion protection.



One-year-old Winnebago Industries' fiberglass roof



One-year-old competitor's rubber roof

BUILT TO A HIGHER STANDARD.
The 2007 View features a crowned, one-piece fiberglass roof skin backed with a 10-year limited parts-and-labor roof skin warranty. Fiberglass offers superior strength, attractiveness and durability compared to rubber roofs found on many competitive models. Over time, rubber roofs are susceptible to chalking, streaking and degradation, and have less puncture and tear resistance than fiberglass.



Take a Tour We're proud of our process, our state-of-the-art facilities and the people who make Winnebago Industries number one. We invite you to visit our factory in Forest City, Iowa, for a firsthand look at the dedication and technology behind every motor home we build.



Recognized Quality The Recreation Vehicle Dealer Association annually rates RV manufacturers and awards the Quality Circle award to manufacturers who provide exceptional products, service and support. Winnebago Industries is proud to be the only manufacturer to receive this award every year since its inception.



Committed to Service We back our motor homes with the industry's best service after the sale.

- 12-month/15,000-mile basic limited warranty
- 36-month/36,000-mile limited warranty on structure
- Standard 10-year limited parts-and-labor roof skin warranty
- Complimentary 24-hour roadside assistance program
- TripSaver Fast Track Parts. TripSaver guarantees that in-stock warranty parts ship directly to your dealer within 24 hours.
- National dealer service network



WIT Club Winnebago owners are like family. Joining the Winnebago-Itasca Travelers is a great way to meet and travel with other Winnebago enthusiasts. Members enjoy:

- Caravans and rallies
- Local and state group activities
- RV travel benefits



Visit the Web Visit us on the Web for more information on all of our motor homes and a host of Web-exclusive content. winnebagoind.com

For Sales and Service Information Contact:

Built proudly by



NYSE listing: WGO